

MATERIALS INNOVATION AND RECYCLING AUTHORITY



**OCTOBER 14, 2021
PRESENTATION TO PARTICIPATING MUNICIPALITIES**

CONNECTICUT'S SOLID WASTE DISPOSAL CRISIS

**STATUS OF THE 5 YEAR PLAN FOR MIRA PARTICIPATING
MUNICIPALITIES**

Connecticut's MSW Disposal Capacity Crisis

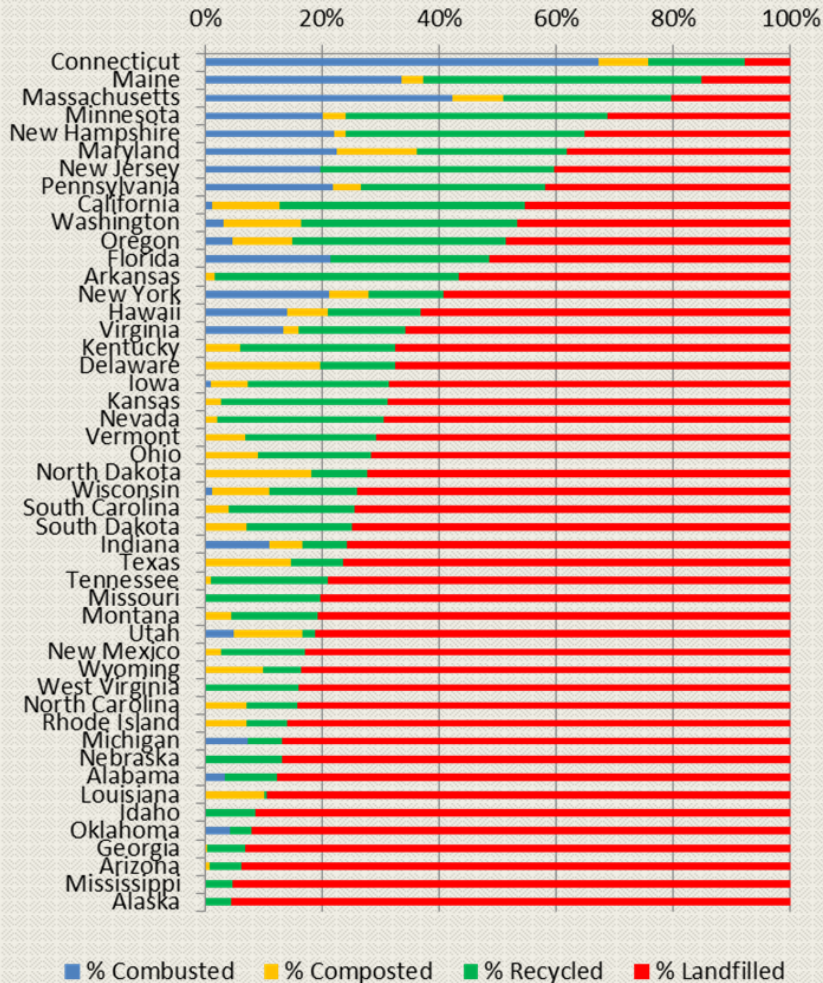
2

- **Statewide Waste Generation** ~2.4 million tons/year
(after recycling and diversion)

- **Current CT Disposal Capacity**
 - ✦ MIRA Waste to Energy, Publicly owned, Hartford CT ~712,000 Tons/year
 - ✦ Private WTE: Bridgeport, Preston, Lisbon, Bristol ~1.3 million tons/year
(These facilities are aging)
 - ✦ Export to out of state landfills: ~ 400,000 tons/year

Impacts of retreat from Trash to Energy

3



- **Financial impact: Costs and Control**
 - Privatization yields control, reliability, quality assurance and pricing power to facility owners
 - Transportation cost increases expected – (fuel, road taxes, rail increases and limitations, etc.)
 - Potential for disruptions – supply chain issues expand with Geography
 - Landfill fees to increase. Reduction in landfill capacity and increased demand from neighboring states
- **Environmental and Policy Impacts**
 - Shift to reliance on out of state landfills less compatible with state’s CMMS/Solid Waste Plan. Sustainability goals.
 - Loss of Disposal Self Reliance
- **Long term Impact:**
 - This short term initiative may be inseparable from , restrict or lock in longer term solutions that are less desirable
 - Should the public option be maintained for future development of desired new sustainable facilities?

Regional Disposal Capacity Outlook

4

Offline Disposal Capacity		
Disposal Site	Annual Capacity	Year
Claremont, NH	73,000	2013
Fall River, MA	468,000	2014
Granby, MA	235,000	2014
Bourne, MA	219,000	2015
MERC, ME	293,000	2012
Wallingford, CT	150,000	2015
Barre, MA	93,600	2016
Southbridge, MA	405,600	2018
Allegany County, NY	56,680	2018
Chicopee, MA	365,000	2019
Taunton, MA	120,120	2020
Total	2,479,000	

Pending Offline Disposal Capacity		
Disposal Site	Annual Capacity	Year
City of Auburn, NY	312,000	2022
Delaware County, NY	52,800	2022
Hartford, CT WtE	686,192	2023
Rapp Road, NY	275,100	2023
Allied Niagara Falls	591,000	2024
Fitchburg, MA	535,000	2024
Steuben County, NY	158,705	2025
Seneca Meadows, NY	2,190,000	2025
Bethlehem, NH	363,366	2026
Ontario County, NY	1,200,000	2027
Total	6,364,163	
Grand Total	8,843,163	

- Past 8 years, ANNUAL MSW disposal capacity declined by 2.5 million tons
 - ✦ Loss equal to Connecticut's annual MSW generation
- In 5 years ANNUAL MSW disposal capacity in the region will decline an additional 6.3 million tons
- Connecticut will be competing for less disposal capacity, increasingly farther away.
 - ✦ Higher costs and risks should be anticipated.
 - ✦ Logistics challenge: truck range, rail and truck infrastructure,
 - ✦ Counter to Connecticut's Comprehensive Materials Management Strategy (CMMS)

Condition Report – MIRA Facilities

5

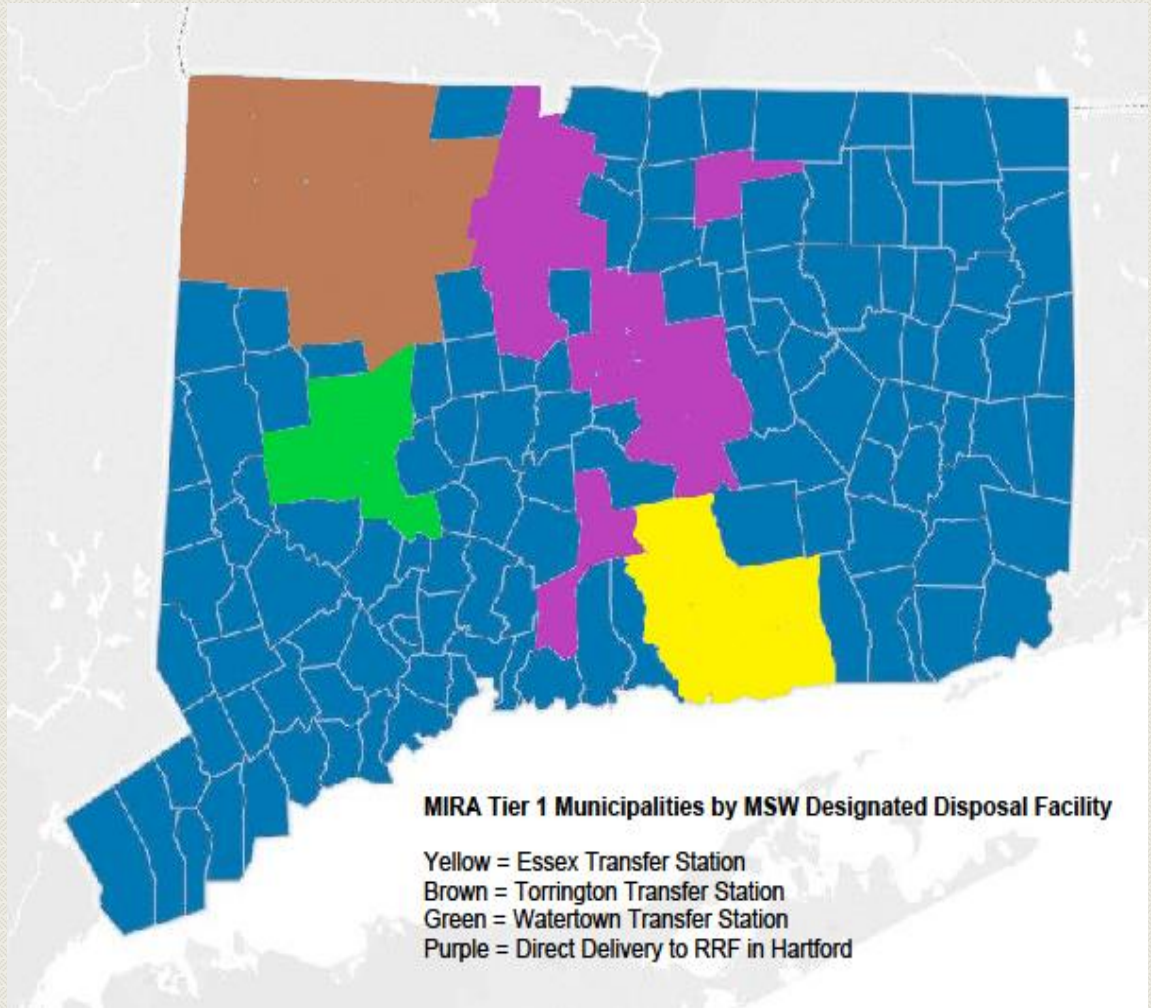
- **RDF Resource Recovery Facility - Hartford**
 - Waste Processing Facility
 - Power Block Facility
 - Jet Turbine FacilityWTE Facility struggles to run at 2/3rds capacity
- **Recycling Facility - Hartford**
 - Facility used to transfer recyclables
 - Processing equipment currently dormant
- **Transfer Stations**
 - Essex
 - Torrington
 - Watertown
 - Ellington – Dormant since 2013



Municipal Service Agreements

6

- Municipal Service Agreements (MSAs) with 48 towns.
 - Term through June 2027
 - Town's can Opt-out each March
- One-Year Delivery Agreements with ~30 Privates serving additional towns
- FY 2022:
 - \$105/ton MSW tipping fee
\$0/ton recycling fee (\$9/ton)
 - Jets revenue is subsidizing tipping fee (\$16/ton)



Overview of 3 MIRA RFP's Issued

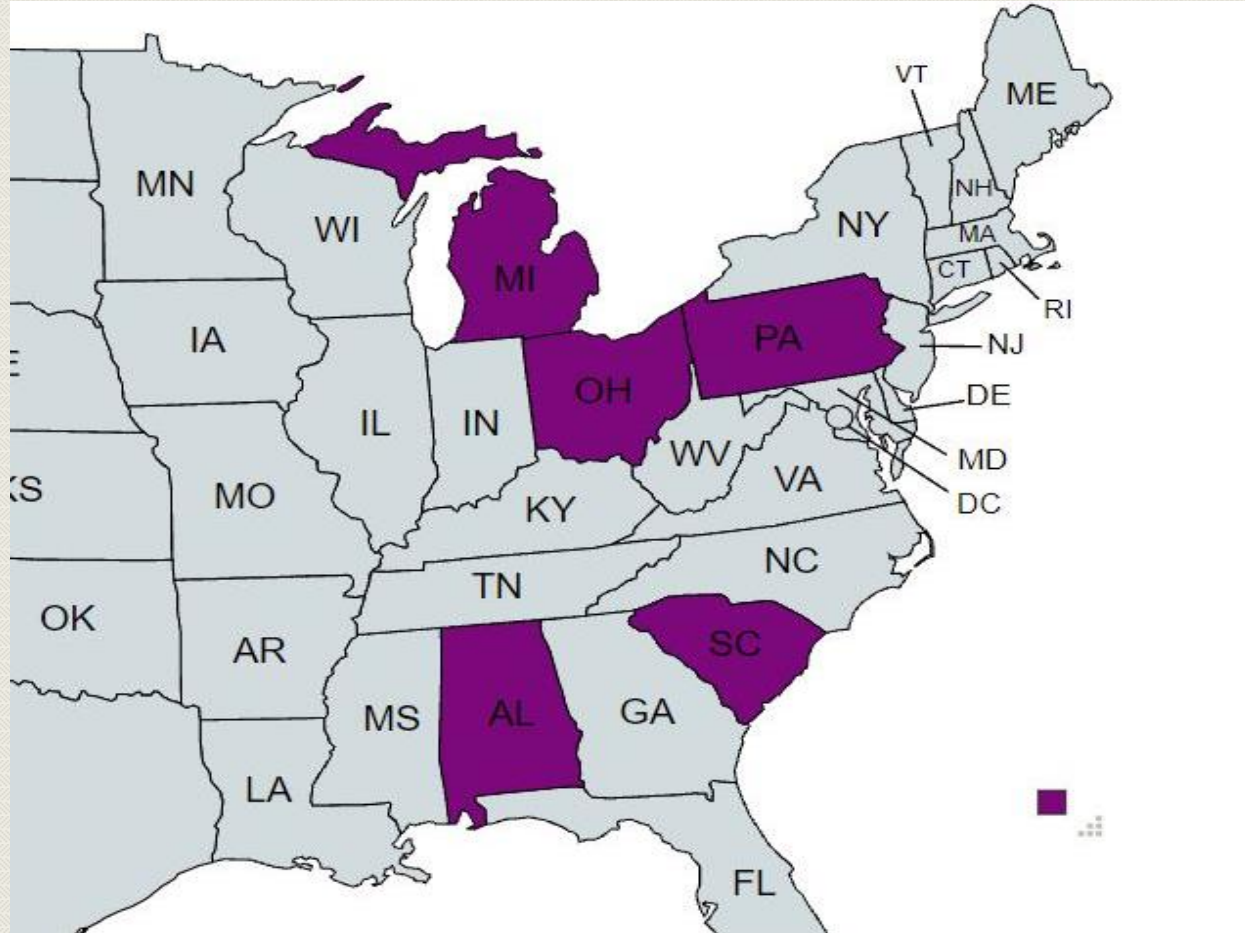
7

GOAL of RFPs

- Least cost, least risk, reliable, Environmentally-responsible MSW processing/disposal
- 450,000 tons per year of MSW from participating municipalities for 5 years
- Utilize MIRA infrastructure: Hartford facility and three Transfer stations
- RFP 1: Transportation & Disposal to “Regional” Disposal Facilities
 - Disposal capacity and Transportation to facilities in or adjacent to CT
 - Maintain current hub-and-spoke MIRA model
- RFP 2: Transportation & Disposal to Out-Of-State Landfills
 - Disposal capacity at out of state landfills and transportation to them
- RFP 3: Operation and Maintenance of MSW Transfer Facilities
 - South Meadows up to 275,000 tons/year (permit pending)
 - Torrington ~50,000 TPY
 - Watertown ~50,000 TPY
 - Essex ~60,000 TPY

States whose landfills would receive MSW from Connecticut

8



RFP Responses

- MIRA received proposals sufficient to manage the transportation and disposal of All MSW from current participating municipalities.
- Proposals included conditions and exceptions requiring negotiation and modification:
 - Some proposals would require towns to deliver their waste to different destinations
 - Some proposals may require a start date later than July 1, 2022
 - Flow Control may not be applicable/enforceable with some proposals
 - Some proposals require towns and MIRA make minimum tonnage commitment and/or commit tons for full five-year term. (elimination of Opt-Out)
- Projected tipping fees w/free recycling....(\$6-\$9 less with opt out eliminated)
FY 2023: \$114-119/ton FY 2028: \$139 to \$146/ton

The RFP evaluation is still underway. All proposal information, details, specifics including prices, costs, estimates and conditions of the various bids are confidential until an award(s) is(are) made. You should not make any judgments or assumptions about who or what is being specifically proposed based on this presentation. RFPs allowed for a variety of proposal options and variety of options were received.

Timeline: October through February

10

- Evaluation and negotiation with participating proposers now underway
- Potential consideration of a MSA Amendment to eliminate town Opt-Out
 - Requires MSA Amendment eliminating Town Opt-Out
 - Would provide for lower fee and a 5 year Tipping fee schedule.
- Full Conversion to Transfer and Haul operation targeted to begin on or about July 2022
- December 2021 target for selection and contracting
 - Target may be extended, but any extensions may impact July 1, 2022 commencement
- Contingency:
 - The trash to energy facility suspension will be postponed as necessary if full transfer capability is not available by June 30 2022.
- Towns can expect Tipping fee for FY 2023 by Feb 28 2022 (as per MSA)

Request Feedback

11

- Some options being considered require elimination of the opt-out provision in MSAs
 - Elimination of the Opt-Out insures minimum quantities of waste for a full 5 year period
 - Financial advantage of waiving opt out is \$6.30 FY2023 - \$9,00/ton FY2027
 - The decision on whether or not to waive the opt out and how to proceed for the next 5 years may limit or determine the long-term options available to CT.
- To Town executives:

Would your town support the elimination of the annual option to exit the MIRA agreement?

Note: Retention of the opt out flexibility may:

- ✦ Leave fewer service providers yielding few or no options for Opting-Out.
 - ✦ Proposers may require additional costly contingencies to mitigate the risk of tonnage diverting to alternative disposal.
- **Please send your response to TKirk@ctmira.org**

Thank You & Questions

12

MIRA Management

- Tom Kirk
 - President/CEO
- Mark Daley
 - Chief Financial Officer
- Peter Egan
 - Director of Operations
- Laurie Hunt
 - General Counsel

MIRA Board of Directors

- Don Stein, Chairman
- Jim Hayden, Vice Chair
- Edward Bailey
- Carl Fortuna
- Bert Hunter
- Sue Weisselberg
- Suzette DeBeatham-Brown
- Luke Bronin (Hartford Ad Hoc)
- Tom Swarr (Hartford Ad Hoc)

Town leaders: To ask a question or make a comment please click the 'Raise Hand' icon to be recognized.

